

**MYOTRONICS**  
40TH ANNIVERSARY  
SEMINAR  
JULY 21-22, 2006  
SEATTLE



**BRUCE JENNER**

*"Finding the  
Champion Within"*



# The Power of Neuromuscular Dentistry!

*Come and Discover the Power of One of the Fastest Growing Areas of  
Dentistry – Or, For the Experienced NMD, Learn Practical Updates from Leading  
Authorities and Outstanding Clinicians in this Science.*

## **A DISTINGUISHED PANEL OF LECTURERS:**

DR. ROBERT JANKELSON  
DR. WILLIAM DICKERSON  
DR. CLAYTON CHAN  
DR. NORMAN THOMAS  
DR. GARY WOLFORD  
DR. TIM ADAMS  
DR. MATT BYNUM  
DR. MARTIN FRASCHETTI  
DR. PETER FERRO  
DR. STEVE POSS  
DR. BRIAN FABER  
MS. JOEY BURCH  
MR. BILL WADE  
MR. KEVIN HOUCK



**Sponsored by Myotronics**

*Celebrating 40 Years of Leadership in Neuromuscular Dentistry*

# Myotronics – Celebrating 40 Years of I

## NMD for Better Dentistry

Neuromuscular Dentistry (NMD) has dramatically changed the lives of doctors and patients worldwide. Based on scientific principles of Physiology, the science of NMD has withstood the test of time. Though greatly enhanced over the years, the fundamental early work of Dr. Bernard Jankelson over 40 years ago remains largely unchanged today.

Traditional dentistry has long



Dr. Bernard Jankelson – Development of K1 – Circa 1971

focused on the teeth, and more recently on the TM joints. Neuromuscular principles, based on scientific fact and objective evaluation, present a “third dimension” – the muscle status. Together, this expanded information enables today’s neuromuscular dentist to undertake even the most difficult cases with confidence and predictability of outcome.

## For Novice, Veteran or Team

The program for this meeting has been designed to meet the needs of all – whether you are new to NMD, a veteran with interest in updating your skills or an NM team member.

Introductory and Advanced programs run simultaneously and you may choose those topics of greatest interest to you. The doctor new to NMD will have an opportunity for hands-on experience. There is also a specific program tailored to the needs of team members.

## Timely Topics


The program will bring to you solid, practical knowledge that you can immediately incorporate to benefit your patients and your practice.

## The Basic Program includes:

- Principles of Neuromuscular Occlusion
- NMD for Predictability and Profitability
- Use of TENS for Muscle Relaxation & Bite Registration
- Making Dentures Fun and Profitable

## REGISTER EARLY AND SAVE!!

You can literally save hundreds of dollars by registering yourself and your team members early! Don't miss this opportunity! Mark the calendar and call today for your reservation.




Fray Adib – Development of K5 – Circa 1978

- Use of Advanced NM Tools
- Complex Cases Made Easy – Case Reports
- Integration of NMD Into Your Practice

## The Advanced Program includes:

- Effect of Posture on Occlusion
- Aesthetics & NMD – Key to the Future
- Advanced Bite Registration Techniques
- Maximize Use of the K7
- TMD
- Scan Interpretation
- Neuromuscular Orthodontics
- Tips on Transfer of NM Bite to the Lab
- Jankelson Practice Pearls



Dr. Robert Jankelson – NM Occlusion Course – Circa 1979



# Leadership in Neuromuscular Dentistry

## The Team Program includes:

- Educating the Patient on NMD
- K7 Workshop: Taking Good Data
- Training and Motivating the NM Team to Increase Case Acceptance
- NM Case Presentation
- Tips for Proper TENSing

## Seattle in the Summer

Late July is normally one of the most beautiful times in this beautiful city and an excellent time for a family vacation.

By popular acclaim, we return to the magnificent Grand Hyatt Hotel in the heart of Seattle – an unsurpassed venue for large meetings and within easy walking distance of downtown shopping and many fine restaurants.

A large number of additional attractions are but a short bus or cab ride away – the Space Needle, Museum of Flight, Pike Place Market and Ballard Locks to mention but a few. If you are a golfer, come early as there are numerous outstanding courses in the area.

The social program will include a Friday night Wine Tasting Reception with wines from Tsillan Cellars, the award winning winery founded by Dr. Robert Jankelson, and a Saturday night dinner cruise aboard Seattle's premiere cruise liner which includes a night of fine dining, amazing views of Puget Sound and musical entertainment.

## AGD Credits Available!

Earn 16 AGD PACE Credits for your continuing education.



## Featuring Mr. Bruce Jenner and a Distinguished Panel of Lecturers



### Keynote: Mr. Bruce Jenner "GOING FOR THE GOLD"

Bruce Jenner's accomplishments as an Olympic Gold Medalist are well known. In the years since his athletic achievements he has also been successful as a motivational speaker, sports commentator, entrepreneur, actor, producer and author. He will set the tone for this program with his message, "Finding the Champion Within" – sharing his fundamental principles for success and demonstrating how these principles and disciplines are the same for any endeavor – whether training for the Olympics or building a premiere dental practice. Utilizing these values, together with neuromuscular principles, you too can go for the gold – the gold standard in occlusion!



### Robert R. Jankelson, DDS

Dr. Jankelson has played a key role in the evolution of neuromuscular dentistry and is widely recognized as the principal developer of clinical electromyography in dentistry. He is the author of the definitive text, *Neuromuscular Dental Diagnosis and Treatment in Clinical Dentistry*.



### William G. Dickerson, DDS

Dr. Dickerson is a visiting clinical professor at Baylor College of Dentistry and the CEO of Las Vegas Institute for Advanced Dental Studies. He has published two books and served in a number of editorial capacities for professional journals.



### Clayton Chan, DDS

Dr. Chan maintained a private practice in Southern California before establishing his neuromuscular dental practice in Las Vegas. Dr. Chan is a Director of Neuromuscular Dentistry at LVI.



### Timothy C. Adams, DDS

Dr. Adams taught clinical dentistry at Indiana University School of Dentistry for 5 years and served as Clinical Director at LVI. He presently has a private practice in Indianapolis with emphasis on aesthetic/restorative and occlusal rehabilitation.



### Joey Burch

Ms. Burch manages a reconstruction/TMD practice in Virginia and has lectured to various groups on strategies for successful integration of NMD in a dental practice.



### Matt Bynum, DDS

Dr. Bynum maintains a private practice in Simpsonville, SC, with emphasis on aesthetic and restorative dentistry and has served as a consultant in practice development.



### Brian Faber, DDS

Dr. Faber is a graduate of the University of Washington School of Dentistry where he lectured in the continuing education division. He maintains a private practice in Seattle focusing on cosmetic and major restorative dentistry.



### Peter Ferro, DDS

Dr. Ferro maintains a private practice in New York City specializing in aesthetics and TMD. He has lectured on neuromuscular dental treatment of pain patients.



### Martin Frascchetti, DDS

Dr. Frascchetti has a private practice in Michigan with emphasis in orthodontics, TMD and head and neck pain and has served as a guest lecturer at various CE programs.



### Kevin Houck, BSEE

A graduate of the University of Central Florida in electrical engineering, Mr. Houck is the Chief Software Engineer at Myotronics. Since 1985, he has developed the software for a number of NM systems including the K7.



### Steve Poss, DDS

Dr. Poss is an internationally recognized lecturer in the field of aesthetic dentistry and has served as a Clinical Director at LVI.



### Norman Thomas, DDS, Ph.D.

Dr. Thomas received his dental degree and Ph.D. in Anatomy and Physiology from University of Bristol, UK, where he served on the faculty. He taught at University of Alberta for over 20 years and is currently on the faculty at LVI.



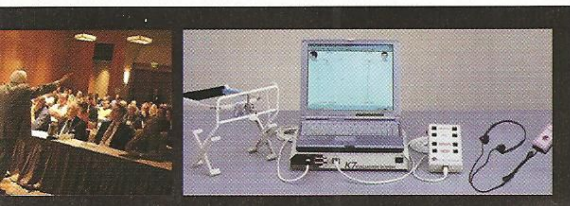
### William Wade, CDT

Mr. Wade has provided extensive training to dentists and assistants in proper use of Myotronics instrumentation and currently serves as an instructor at LVI.



### Gary Wolford, DDS

As an Oral & Maxillofacial Surgeon and former Chairman of Oral & Maxillofacial Surgery at Henry Ford Hospital, Dr. Wolford maintains a private practice in Detroit with emphasis on TMD and pain patients.



# Day One

7:00-8:15 Registration, Breakfast Buffet, Exhibitors Booths Open *Attire: Business Casual*

8:15 AM Introduction: Mr. Fray Adib and Dr. Robert Jankelson (Leonesa Ballroom)

8:45-9:45 Keynote: Mr. Bruce Jenner "GOING FOR THE GOLD" (Leonesa Ballroom)

9:45-10:15 Break

## INTRODUCTORY (Amphitheater)

10:15-12:00 Introduction to Neuromuscular Principles of Occlusion  
Dr. Robert Jankelson

Every dentist has had a case where textbook principles were carefully followed, but still had a poor outcome. Occlusion is of key importance in the success of every major dental procedure. Neuromuscular dentistry evaluates the complex relationship between the teeth, the muscles and the temporomandibular joints to achieve an occlusion that is based on the optimal relationship between the mandible and the skull. Topics include:

- Anatomy and Physiology of the masticatory system – Establishing a rational basis for occlusal therapy
- The importance of muscle relaxation before all occlusal procedures
- Indications for use of TENS, computerized jaw tracking, EMG and joint sonography for achieving optimal occlusion

12:00-1:00 Lunch (Princessa Ballroom)

1:00-2:45 Using Neuromuscular Techniques to Increase Treatment Predictability and Practice Profitably  
Dr. Tim Adams

Evaluating joint and muscle pathology is every bit as important as noting cavities or periodontal disease. An effective clinical protocol can be used for screening patients. Without screening for joint and muscle pathology the profession will continue to place occlusal restorations into perpetuating pathologic conditions. Topics include:

- Understanding the intraoral signs and symptoms and how they relate to your diagnostic models
- The hidden clues to pathology – Thinking differently about the typical patient profile
- An effective protocol to identify signs and symptoms of TMD

2:45-3:15 Break

3:15-5:00 Muscle Relaxation with TENS: Techniques to Establish an Optimum Bite  
Dr. Tim Adams

Whether restoring an aesthetic case or treating a TMD patient, the dentist's ultimate objective is to provide an occlusal position most conducive to relaxation of the posturing muscles of the head and neck. Establishing an optimal relationship between muscles, TM joints and the occlusion insures success of veneer and restoration procedures and minimizes post cementation fractures. To relax the masticatory and cervical muscles prior to bite registration and to achieve an optimal occlusion an ultra-low frequency muscle stimulator (TENS) is used.

Each course participant will use a TENS unit to perform an actual neuromuscular bite registration. This course is limited to 50 participants.

6:00-8:00 Dr. J's Wine Tasting Reception

## ADVANCED (Leonesa I Ballroom)

The Effect of Posture on the Occlusion  
Dr. Norman Thomas

The postural muscles that include cervical/upper thoracic muscles play a major role in maintaining head posture and coordinating mandibular function. Failure to recognize the postural issues and muscle tension in the cervical/upper thoracic area can have a negative impact on arriving at an optimal and stable occlusion and can result in relapse of the treated TMD patient. If nociceptive areas are not relieved of pain and spasm, they refer pain to other sites. Indications for the use of ULF TENS muscle stimulators for the relaxation of cervical/upper thoracic muscles will be presented.

Advances In NMD And Aesthetics – Dentistry's Future.  
Dr. William Dickerson

Neuromuscular Dentistry has evolved rapidly since LVI's adoption of NM science in its continuing education program. A virtual laboratory, LVI has generated many advances in the area of Aesthetics and NMD because of the volume of cases being done on its campus. Dr. Dickerson will update you on the science and art of modern aesthetic adhesive neuromuscular dentistry and the necessary ingredients to incorporate into your practices so you too can ride the wave of the future of dentistry.

Advanced Bite Registration Techniques: How to Minimize Adjustment and Aggravation  
Dr. Clayton Chan

The ability to find and quantitate an occlusal position that provides optimal function of the teeth, temporomandibular joints and associated musculature is essential for predictable and optimal occlusal therapy. Dr. Chan will present patient cases with documentation from his initial evaluation through the treatment and post-treatment phase. Neuromuscular evaluation of an actual patient and advanced bite registration techniques including the "Chan Scan" is demonstrated.



# Day Two

## INTRODUCTORY (Amphitheater)

## ADVANCED (Leonesa I Ballroom)

7:00-8:00 Breakfast Buffet, Exhibitors Booths Open *Attire: Business Casual*

8:00-9:45 **Making Dentures Fun and Profitable: The Amazing TENS Neuromuscular and Denture Technique Demonstration**  
**Dr. Robert Jankelson**

The dentist with the knowledge, skills and confidence to manage denture patients can build a rewarding denture practice. Dr. Jankelson's widely acclaimed denture techniques, presented worldwide for over 30 years, make the treatment of edentulous and partially edentulous patients a pleasure and profit rather than fear and failure. As he demonstrates on a patient you will learn the amazing TENS impression techniques for precise involuntary border molding and maximum denture extension and retention, why lower dentures are floaters and what to do about it and how to make the muscles work for maximum denture retention.

**How to Maximize the Use of the K7**  
**Mr. Kevin Houck**

The K7 software is very sophisticated and can serve you in a multitude of ways. Still, simplicity of use is one of its major benefits. You and your staff will learn about the many capabilities of the K7, effective data collection, short cuts in using the K7 and insuring that your practice gets the most out of this instrumentation. Advanced features of the K7, including the recording of the roll and yaw of the mandible, will be presented.

9:45-10:15 Break

10:15-12:00 **Using All NM Tools for Optimal Diagnosis and Treatment: Clinical Overview and Demonstration**  
**Dr. Clayton Chan & Mr. Bill Wade, CDT**

Dr. Chan will present on how the experienced NM doctor uses all the NM diagnostic and treatment modalities to supplement TENS capability to diagnose and find the best bite in even the most difficult cases. The importance of a proper NM evaluation and practical tips to establish an optimum occlusion will be presented. He will demonstrate on a patient the clinical protocols for the use of jaw tracking, EMG, joint vibration and TENS to record the bite. Dr. Chan and Mr. Wade will demonstrate how this bite is transferred to an articulator for fabrication of a treatment appliance.

**Differential Diagnosis of TMD**  
**Dr. Gary Wolford**

Dr. Wolford will present an effective diagnostic protocol including physical examination, radiography/imaging and evaluation with the K7. Interpretation and evaluation of this data, together with treatment and management techniques for the TMD and post trauma patient, will be reviewed in detail. Scan Interpretation of K7 patient recordings will also be presented by Dr. Wolford.

12:00-1:00 Lunch (Princessa Ballroom)

1:00-2:45 **Cases I Would Not Have Successfully Completed Without NMD**  
**Dr. Steve Poss, Dr. Peter Ferro & Dr. Brian Faber**

The ability to provide comprehensive neuromuscular evaluation that leads to optimal occlusal function has allowed these clinicians to treat their patients predictably and successfully and to undertake complex cases that might otherwise be avoided. Each lecturer will present on a complete patient case from the initial neuromuscular evaluation to the treatment and post treatment phase. You will come away inspired and learn their simple secrets for clinical success.

**Neuromuscular Orthodontics: Posture, Arch Development, Verticalization, and Bicuspid Preservation**  
**Dr. Martin Fraschetti**

Orthodontic diagnosis from a relaxed rest position of the mandible increases case predictability, decreases treatment time and minimizes tooth loss and retention problems. NM ortho considers the strong correlation of postural, airway and masticatory function as it relates to the function and morphology of the stomatognathic system. Dr. Fraschetti will present practical tips on how NM principles are incorporated into an ortho treatment plan whether treating a pain/dysfunction or cosmetic patient.

2:45-3:15 Break

3:15-5:00 **Successful Integration of NMD into Your Practice**  
**Ms. Joey Burch**

With over 20 years of experience as a treatment coordinator of a successful NM practice, Ms. Burch will show you how you can incorporate NMD into your practice smoothly, effectively and profitably. She will demonstrate how to train your team to become marketing and treatment coordinators and how to secure patient acceptance of treatment recommendations.

**Dr. Jankelson's 40 Years of Practice Pearls**

Dr. Jankelson will share anecdotes of the early pioneering years of neuromuscular dentistry and his 40-year journey advancing NMD while treating patients with unprecedented success. He will share the secrets of clinical and practice success, the failures and lessons learned, and the timeless visions and wisdom of his father, Dr. Bernard Jankelson. A rare opportunity to benefit from proven practice management principles that are the foundation of a successful NM practice, Dr. Jankelson's blend of management and technical pearls will elevate your NM practice to "world class."



## TEAM PROGRAM

### Day One

8:15 AM Introduction: Mr. Fray Adib & Dr. Robert Jankelson

8:45-9:45 Keynote: Mr. Bruce Jenner

9:45-10:15 Break

10:15-12:00 **Tips for Proper TENSing (Leonesa II Ballroom)**  
Mr. Kevin Houck

Technique is important in applying TENS that is comfortable to the patient and most effective in relaxing muscles. This session will cover the fundamentals of TENSing – Proper skin preparation, electrode placement and setting and monitoring amplitude.

**Selling/Educating your Patients on NMD with Tremendous Confidence**

Mr. David McNicol

If patients don't perceive the benefit of NM treatment they will not move forward. Mr. McNicol, an NM marketing specialist at Myotronics, will explain how you can communicate the value of NM treatment in simple terms and the powerful tools available to you. Learn how to share with confidence the tremendous impact that NMD can have on your patient's bite, smile and life.

12:00-1:00 Lunch (Princessa Ballroom)

1:00-2:45 **K7 Workshop for the Team: Taking Good Data (Leonesa II Ballroom)**  
Mr. Kevin Houck

Your doctor's diagnosis can only be as accurate as the data that you collect from the patient. This lecture and demonstration will review how to take good patient data. It will also cover how to simplify the process and how to customize your K7/K6-I. This session will expand your knowledge of the many features available to make your task easier and to best present the captured data.

2:45-3:15 Break

3:15-5:00 **TENS Bite Registration: Techniques to Establish an Optimum Bite (Amphitheater)**  
Dr. Tim Adams

Dr. Tim Adams will provide practical tips on how to relax the masticatory and cervical muscles prior to bite registration using an ultra-low frequency electrical muscle stimulator (TENS). Each doctor will use a TENS unit to perform an actual NM bite registration. Limited to 50 doctors and any team members who wish to observe.

### Day Two

8:00-9:45 **Training and Motivating the NM Team to Increase Case Acceptance (Leonesa II Ballroom)**  
Dr. Matt Bynum

Successful NM practices share common goals that are based on strong team work, the team's commitment to presenting and delivering a comprehensive treatment plan and the integration of an effective marketing plan. An informed and motivated team that has "bought into" the practice's mission plays a key role in its success. Success is the result of sweating every detail from the first call to the office until the completion of treatment. Dr. Bynum's energy, enthusiasm and practical practice-building tips will motivate, inspire and inform your team and elevate your practice.

9:45-10:15 Break

10:15-12:00 **K7 Workshop for the Team: Taking Good Data (Leonesa II Ballroom)**  
Mr. Kevin Houck

This is a continuation of Friday's 1:00 p.m. lecture on this subject.

12:00-1:00 Lunch (Princessa Ballroom)

1:00-2:45 **Cases I Would Not Have Successfully Completed Without NMD (Amphitheater)**  
Dr. Steve Poss, Dr. Peter Ferro & Dr. Brian Faber

The ability to provide comprehensive neuromuscular evaluation that leads to optimal occlusal function has allowed these clinicians to treat their patients predictably and successfully. Each lecturer will present on a complete patient case from the initial neuromuscular evaluation to the treatment and post treatment phase. You will come away inspired and learn their simple secrets for clinical success.

2:45-3:15 Break

3:15-5:00 **Successful Integration of NMD into Your Practice (Amphitheater)**  
Ms. Joey Burch

With over 20 years of experience as a treatment coordinator of a successful NM practice, Ms. Burch will show you how you can incorporate NMD into your practice smoothly, effectively and profitably. How to become marketing and treatment coordinators as well as effective presentation of NM cases to secure patient acceptance of treatment will be presented in this lecture.

## SEE THE SIGHTS OF SEATTLE!

Join us on the Emerald Star for a wonderful experience cruising the lakes of Seattle.



You will enjoy fine dining with friends, unforgettable views of our beautiful city along with musical entertainment for an evening to remember.